

GCG Sunday School - 28th January 2024

Lesson Outline



Lesson: The faithful promise of a king.
Passage: 2 Samuel 7
Big Idea: God's grace only goes from him to David, grace of a forever kingdom.
Main Aim: See how amazing God's grace is to us, accepting our forever-king Jesus with thanks.

Please pray for the lesson preparation, that you and the children would be built up by God's word.

Unless you are at the Greenwich service, you will need to bring a **laptop/tablet** to play the videos and songs. If needed, Jonny can provide a **laptop and a Bluetooth speaker**. 😊

Additional resources: [GCG Sunday School Google Drive](#), [Mustard Seeds plan](#)

The Passage

Summary.

God kept his promises made to Abraham & Joshua - the people have rest in the land! 2 Sam 7:1
 So David decides he ought to repay God...

1. David's desire (7:1-3).

I'll build you a house! 🏠

2. God's promise (7:4-17).

No. I'll build you a forever house! 👑 👑 👑 👑

3. David's response (7:18-29).

Do what you said!

For them then.

God showed David that his grace flows only from himself to people.

David's "house" - his royal dynasty - starting with Solomon, would be guarded forever. they needed to trust this!

For us now.

God is always gracious, he is always the initiative taker, he never seeks to be repaid. To realise this brings humility and wonder, as David finally shows.

The particular grace in this passage is the promise of a forever kingdom. Jesus is the forever king over the forever kingdom. Let's be thankful for this grace.

The Age Ranges

Sailors: Ages 3-7






Officers: Ages 8-11

For CW (average age 4-5 years) and Greenwich (average age 6-7 years):
 Prepare the lesson for **all ages**. Then prepare your leaders to divide into separate **Sailor** and **Officer** groups for **Heart & Hands** teaching.

Eltham (Sailors average age: 4-5 years, Officers average age: 7-8 years):

Personalise **all material** for the Sailors or Officers.

The Rough Format - Repetition is key.

Get Going 3 min + song	Main Teaching ~15 mins	Heart & Hands ~20 mins	Land The Lesson ~10 mins	Extra Fun Time ~10 mins
				
Welcome & Pray Quick Recap Song	The Big Idea The Main Aim	Activities Discussion	Recap Memory Verse Pray to close.	Optional: Can go mid-session.

Outline Idea



Get Going

Welcome, Pray, Quick Recap & Song

Welcome the children

- This is a good time to connect with the children briefly.

You could ask them a simple question which will connect loosely with the theme.

- Sailors - **When we are given a present, what do we do?**
Do we try to pay the giver back?
Or do we say “yes please” and “thank you”?
We accept (say “yes please”).
- Officers - **Same - personalised for your Officers.**

Link: David was given amazing things by God, let's see what he says.

Prayer

- Let's listen carefully to what God has to say to us today.



Very Speedy Recap - Scroll of time


Last week's big idea: We saw that saying “no” to God was a terrible idea.

Link: In today's passage, David says “yes please!” to God's promise.

Song

Talk through the words and actions before singing, if needed.

- God's people in God's place: <https://www.youtube.com/watch?v=xivGAMCuvx4>



Main Teaching

Teaching the Big Idea & Main Aim.

Have a Bible open throughout for the children to see that we're teaching from God's word, and not from our heads. Try to get clearly and repeatedly to the Big Idea and Main Aim.

- Vocab suggestion: “Forever” is better than “eternal”, “house” will need explaining as “family, children’s children’s children” (children kings forever and ever).

- Lesson Points

Intro: The people are in the land, David was their good king in a palace, and the ark was in a tent.

1. David’s desire (7:1-3).

- The Lord gave them rest from their enemies.
- What will David say? “Yes please”? Or “I’ll pay you back”?
- David wants to pay God back, by building him a house.

2. God’s promise (7:4-17).

- What will God say to David?
 - Really? I’ve never needed a house before. Did I ever ask for this?? v5-7
- No. I’ll build you a forever house!
 - I will make you famous (make your name great).
 - And from your sons, you will have kings forever. Kings and kings and kings.

3. David’s response (7:18-29). (Like point 1, but with a twist)

- The Lord promised him a forever kingdom.
- What will David say? “Yes please”? Or “I’ll pay you back”?
- David says, “Yes please”

- Brief Application - Main aim expanded.

God is so good and kind. He keeps giving and giving.

We can never pay God back. We can say, “thank you”.

Especially today, God promised kings forever to David, and this forever king was Jesus.

Let’s say thank you to God for Jesus, our forever king.

- Sailors

*Explain the passage, asking questions along the way. **Keep it clear.***

Repeat the Big Idea and the Main Aim.

*Use the **lesson points above** with the **teaching images**.*

Tell the story. Feel free to go as fun and interactive as you like!

- Visual aid suggestion: Lay out the images as shown to contrast points 1 and 3.

Point 1 - Image 1 - Left image, then right.	Point 2 and 3 - Image 2	Application - Image 3

Brief application - [Main Aim](#) expanded

Use image 3. We respond like David.

- Officers

Interactive talk through the text. **Keep it clear.**

Repeat the Big Idea and the Main Aim.

Maybe act it out, or have them draw something, or shout out the best thing they see in the passage, make a puppet show using paper and card, go for a walk outside.

Use the **lesson points above**.

Brief application - [Main Aim](#) expanded



Heart and Hands

Think more about the Main Aim with: Activities and discussion.

Activities - Craft or worksheet

- Sailors - [Craft](#) - This will need some pre-cutting before the lesson.

Pop-up thrones.

- Officers - [Worksheet](#)
- Extra games - In the GDrive.

If you finish craft early, you may want to play a game with the remaining time.

Discussion - What would it look like to believe the Main Aim?

Think through with the children what the Main Aim means for our lives.

- Talk through the Main Aim further.
 - Sailors - [The Bible is so good. It tells us exactly what we need to know.](#)

Repeat the brief application.

- Officers - [The Bible is so good. It tells us exactly what we need to know.](#)

God promises us good things in the Bible.

How can we pray “yes please” to God, like David did? The Lord’s prayer. Matthew 6:9-13. God especially gives us his son, Jesus. We can be so thankful for Jesus, the king forever.



Land the lesson

Bring everything together with: Recap, Memory Verse and Prayer.

Scroll of time update

- Remind them of the Big Idea and Main Aim.



Memory verse

“Even if you have been banished to the most distant land under the heavens, from there the Lord your God will gather you and bring you back.” Deuteronomy 30:4 (NIVUK)

[Ideas for learning the memory verse.](#) I will provide the verse on laminated paper with Blu Tack.

- Sailors - **Song and actions are available here. (Sent on Whatsapp for now)**
- Officers - If capable, they can come up with a rap/ spoken word for the verse. They can repeat and improve it each week.

Pray

Encourage the children to pray with you about the Big Idea and Main Aim.

They could **thank/praise God** for it or **ask for help** in believing it.

- Sailors

You could ask for hands up/ thumbs up for those who would like to pray.

You could suggest “Popcorn prayers” - really short prayers. Or “Arrow prayers”- We all shoot up like an arrow at the end. Or you could try the idea we use with Officers.

- Officers

You could pass an object, like a Bible, around the room. When a child receives the Bible, they can choose to pray in their head or aloud.



Extra fun time.

An optional game, which can be played mid-session.

Game idea. Feel free to play something different!

- Sailors - **Crown Relay.**

Before the lesson, make two crowns out of paper/ card to fit a child’s head.

Have two teams in a line at one end of the room. Place a chair opposite each team at the other end of the room.

The first child in each team runs to the chair and back to their team wearing the crown. When they reach their team they go to the back of the line and lay down “dead”. The next child in their team gets the crown, runs to the chair then back and lies down “dead”. Repeat for the whole team.

- Officers - **Same.**

Link: The forever kingdom had kings which came and went.
But Jesus is the forever king of the forever kingdom.

Sign out with Take Home Sheets

- While signing out with Rollcall, Take Home sheets will be provided to carers and parents about the children’s lesson.

Final notes

The following items will be printed for you and brought to the lesson:

- Main teaching pictures and materials.
- Activities: Sailors craft and Officers worksheets.
- Memory verse, laminated.
- Take Home Sheets.

Additional materials will be available:

- Craft materials.
- Pens, paper, glue, scissors.